

Scheda tecnica prodotto

Progetto Mad designers 2017

MACROLUX

MACROLUX s.r.l. 31020 San Vendemiano Treviso - Italia Via Padania, 67/69 t. +39 0438 470773 p. iva 03547130264 sales@macrolux.it www.macrolux.it



TORCH TO

Descrizione tecnica:

Apparecchio tondo ad incasso a scomparsa totale con innesto rapido e alimentatore posto in remoto. Driver passante nel foro del plaster kit solo in versione on/off. Struttura in alluminio verniciato a polveri epossilpoliestere in finitura bianco seta o nero opaco.

L'apparecchio è dotato di un anello interno realizzato in alluminio anodizzato nero o bronzo, e di una lente asferica standard in vetro per un'emissione a 26°. Cablato con sorgente luminosa a LED COB ad alta potenza, 250mA.

Installazione:

Ad incasso con plasterkit.

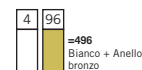
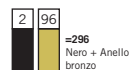
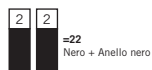


Dimensioni:

TORCH TO

Ø = 38 mm H = 100 mm

Colore:



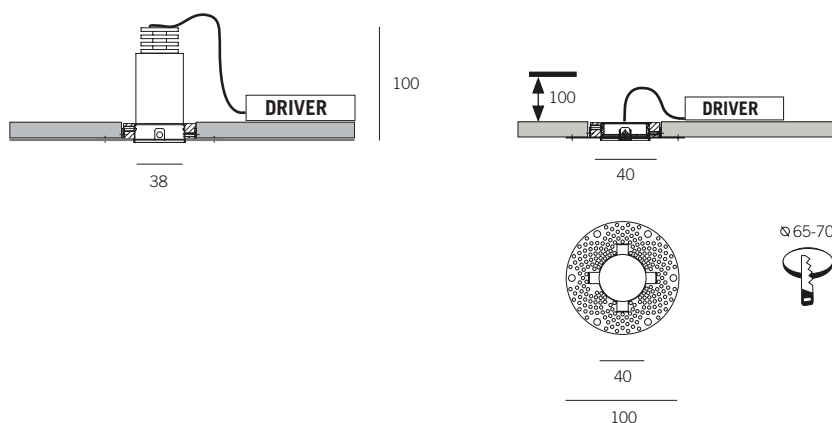
TORCH TO LED 8,6W 250mA 1100 Lm CRI> 90

Disponibile con dimmerazione DALI.



Disponibile nella versione 2700°K e 4000°K.

TORCH TO



Technical data sheet

Project by Mad designers 2017

MACROLUX

MACROLUX s.r.l. 31020 San Vendemiano Treviso - Italia Via Padania, 67/69 t. +39 0438 470773 p. iva 03547130264 sales@macrolux.it www.macrolux.it



TORCH TO

Technical description:

Totally recessed round luminaire with quick coupling and ballast located remotely. Through-hole driver in the plaster kit on/off version only. Epoxy-polyester powder-coated aluminium frame in silk white or matt black finish. The luminaire has an inner ring made of anodised aluminium black or bronze, and a standard aspherical glass lens for 26° emission. Wired with high-power COB LED light source, 250mA.

Installation:

Recessed with plasterkit.



Dimension:

TORCH TO

Ø = 38 mm H = 100 mm

Finishes:



TORCH TO LED 8,6W 250mA 1100 Lm CRI> 90

Available with DALI dimmeration.



Available in 2700°K and 4000°K version.

TORCH TO

