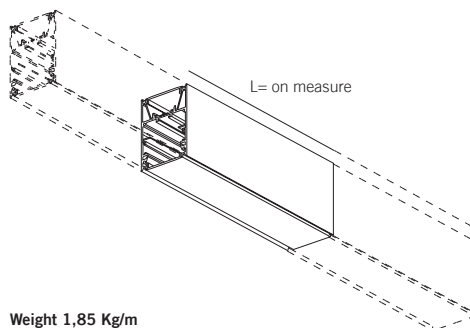
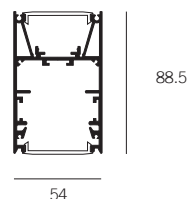
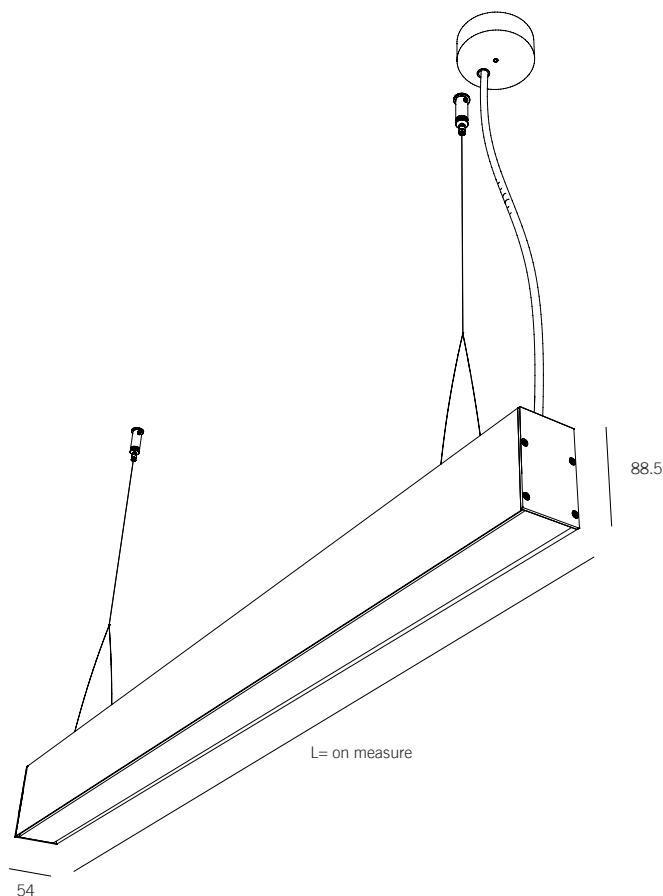


made in Italy



**Cod. 134.0145.--**

Rev. 01 12.12.2022



Corretto smaltimento del prodotto (Rifiuti elettrici ed elettronici)  
Correct disposal of this product (Waste electrical & electronic equipment)  
Korrekte Entsorgung dieses Produkts (Elektromüll)  
Comment éliminer ce produit (Déchets d'équipements électriques et électroniques)  
Eliminación correcta de este producto (Material de descarte eléctrico y electrónico)



Questo apparecchio di illuminazione deve essere installato solamente in locali in cui il contatto con l'acqua è impossibile  
This fitting should only be installed in rooms where direct contact with water is impossible  
Diese Leuchte darf nur in Räumen verwendet werden, in denen ein direkter Kontakt mit Wasser nicht möglich ist  
Cet équipement doit être installé dans des pièces hors de toute projection d'eau.  
Este equipo solamente puede ser instalado en interiores donde no es posible el contacto directo con el agua.

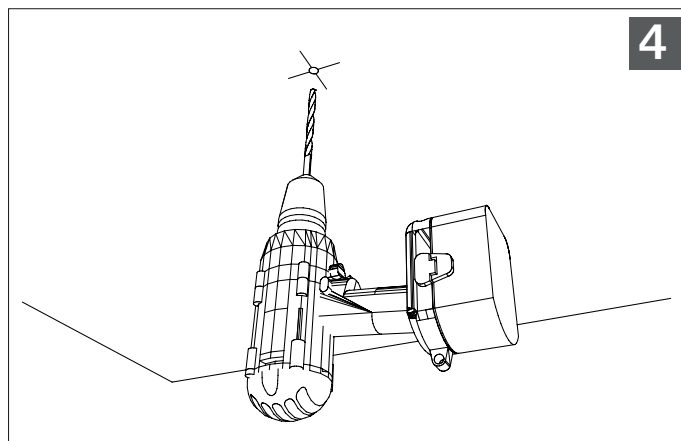
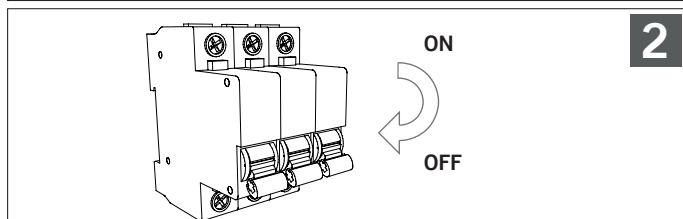
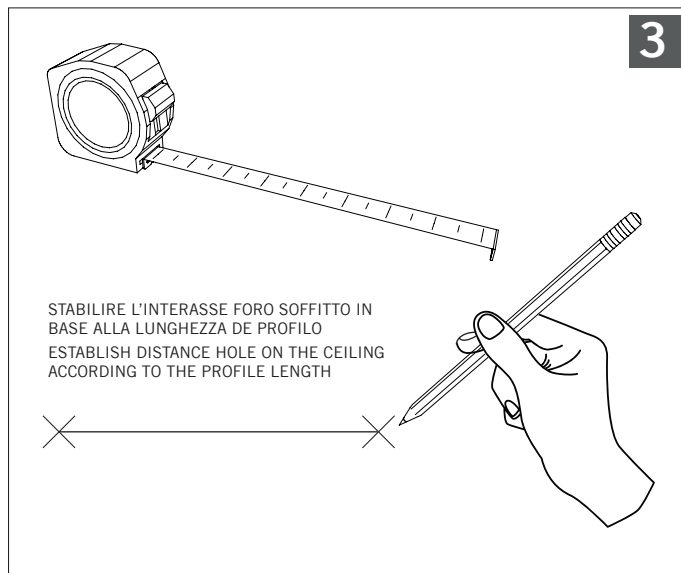
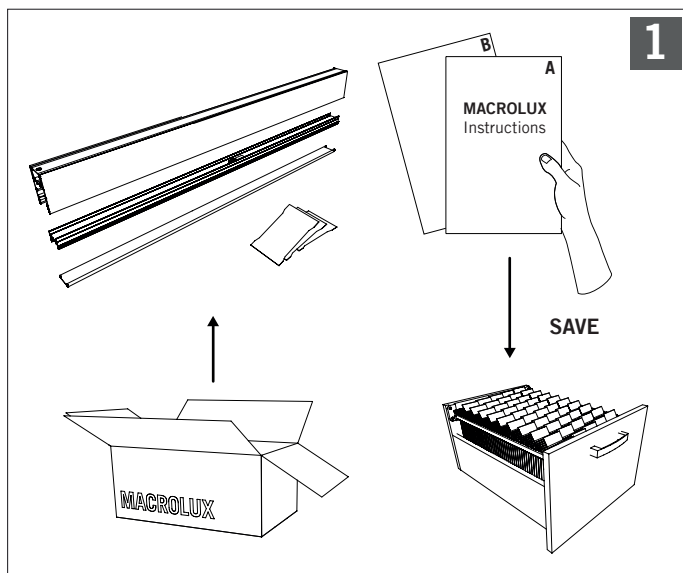


Apparecchio previsto per il collegamento a circuiti a bassissima tensione.  
Lighting fixture with isolation class (very low voltage).  
Leuchten geeignet für den Anschluss an das Niederspannungsnetz.  
Appareil prévu pour le raccordement à des circuits à très basse tension.  
Aparato previsto para la conexión a circuitos de bajísima tensión.



Protetto contro oggetti solidi più grandi di 1 mm  
Protected against solid objects greater than 1 mm  
Geschützt gegen Festkörper größer als 1 mm  
Protégé contre les objets solides de plus de 1 mm  
Protegido contra objetos sólidos superiores a 1 mm

Weight 1,85 Kg/m



**ATTENZIONE:**  
LA SICUREZZA DELL'APPARECCHIO E' GARANTITA SOLO CON L'USO APPROPRIATO DELLE SEGUENTI ISTRUZIONI; PERTANTO E' NECESSARIO CONSERVARLE.

**WARNING:**  
THE SAFETY OF THIS FIXTURE IS GUARANTEED ONLY IF THESE INSTRUCTION; REMEMBER TO CONSERVE IN A SAFE PLACE.

**ACHTUNG:**  
DIE SICHERHEIT DES GERÄTES WIRD NUR DURCHS ACHGEMÄSSE BEFOLGUNG NACHSTEHENDER ANWEISUNGEN GEWÄHRLEISTET; IHRE AUFBEWAHRUNG IST DESHALB SEHR WICHTIG.

**ATTENTIE:**  
DE VEILIGHEID VAN DE APPARATUUR IS SLECHTS DAN GEGARANDEERD ALS MEN DE VOLGENDE INSTRUKTIES STRIKT OPVOLGT; DAAROMMOETMENZE OOK BEWAAREN.

**ATENCIÓN:**  
LA SEGURIDAD DEL APARATO SE GARANTIZA SOLO CUMPLIENDO CUIDADOSAMENTE LAS SIGUIENTES INSTRUCCIONES; POR ELLO, ES NECESARIO CONSERVARLAS.

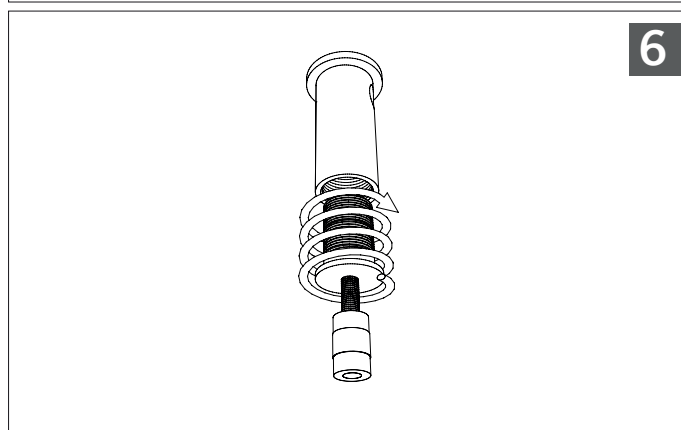
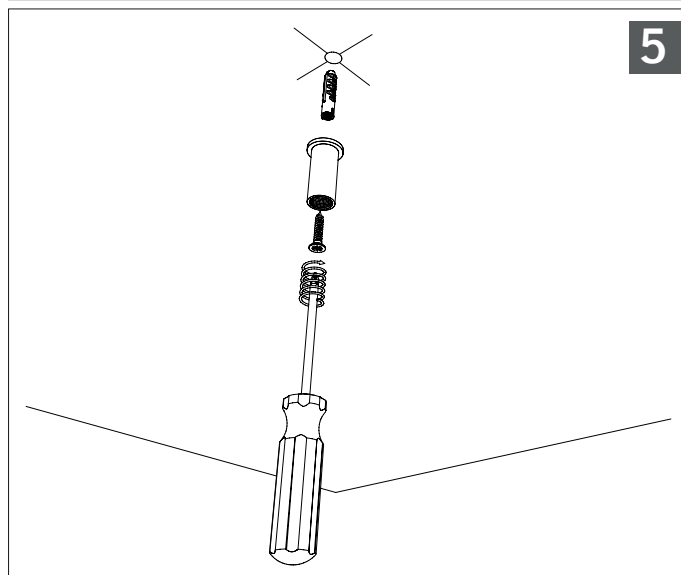
**I** La MACROLUX garantisce l'apparecchio solo con l'uso appropriato delle seguenti istruzioni, che vanno conservate. Si consiglia l'installazione dell'apparecchio da parte di personale qualificato. Prima di effettuare qualsiasi operazione sull'apparecchio togliere la tensione di rete. Il prodotto non deve essere modificato. Qualsiasi modifica annulla le approvazioni di sicurezza e può rendere pericoloso il prodotto. La MACROLUX declina ogni responsabilità su prodotti modificati. Per la pulizia dell'apparecchio non usare solventi a base alcolica e non immergere nell'acqua le decorazioni. L'eventuale sostituzione della lampadina deve essere fatta con una dello stesso tipo e potenza massima indicata nelle istruzioni.


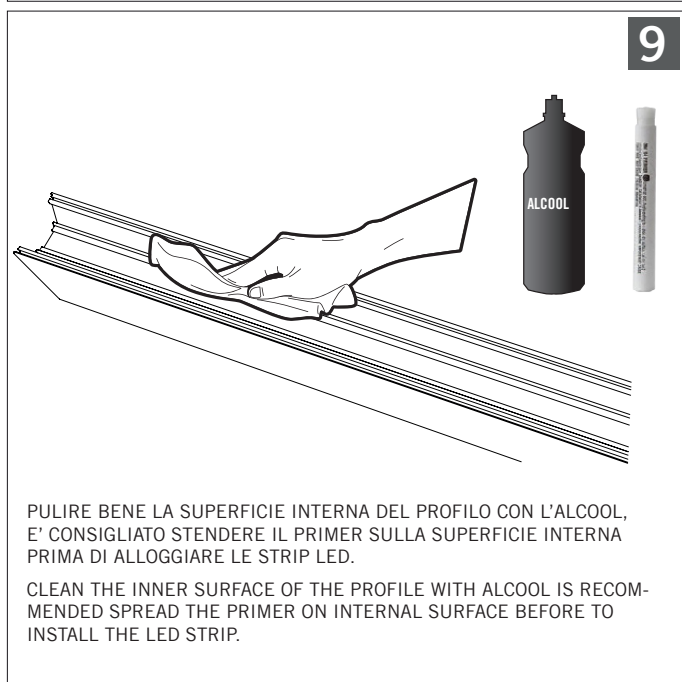
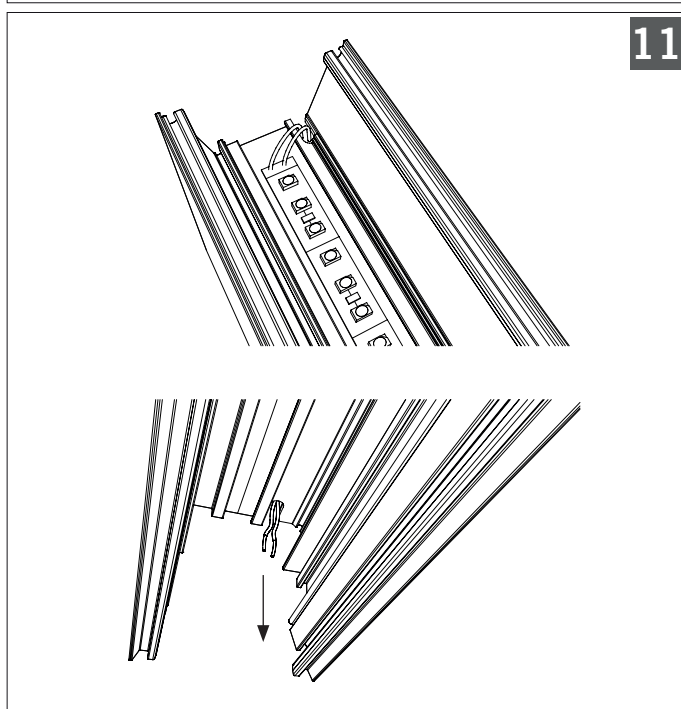
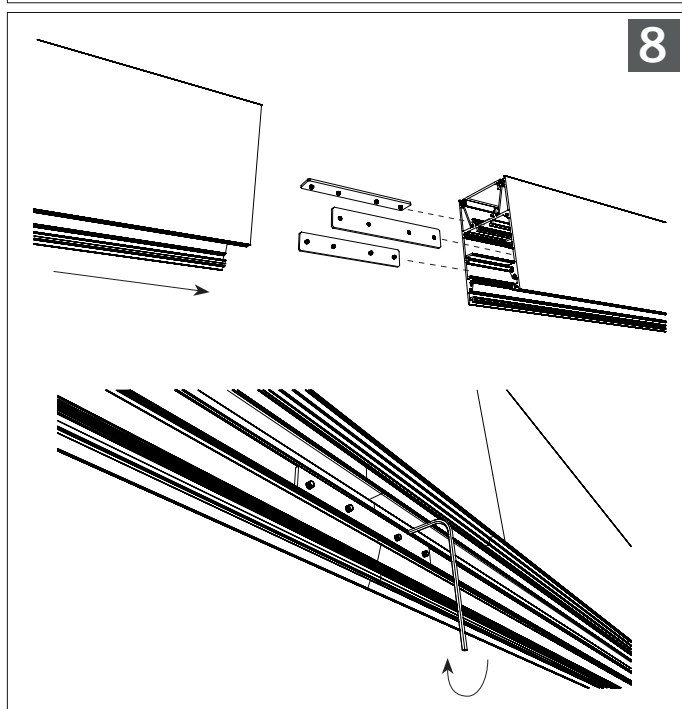
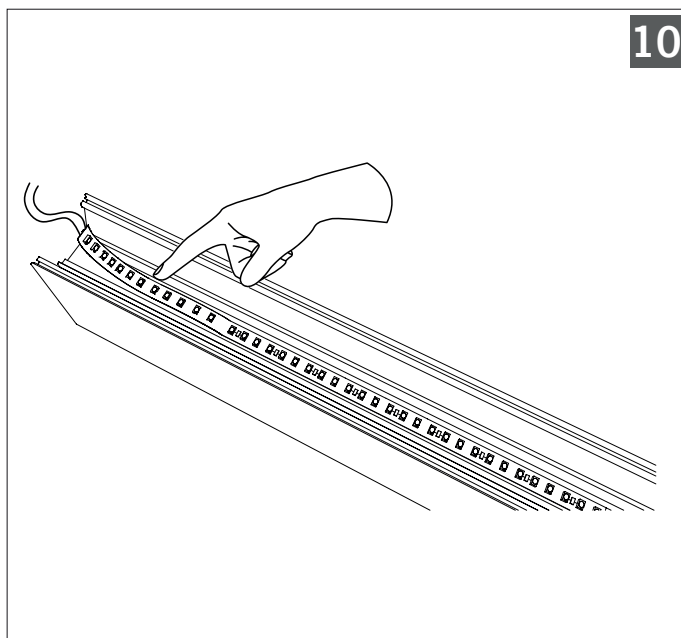
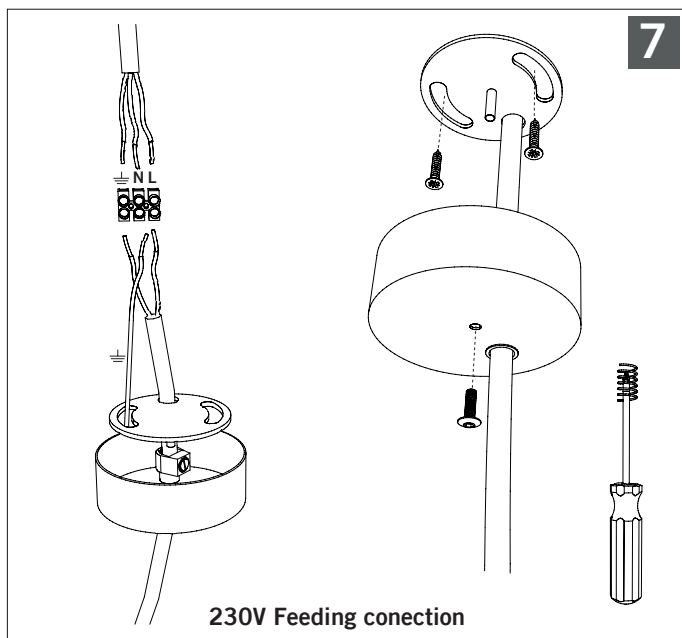
**E** MACROLUX company guarantees the lamp only if you follow appropriately the assembling instructions which must be well kept. We suggest the installation of the lamp by skilled personnel. Before starting each installation switch off the electrical feeding. The item must not be modified. Each changing cancels the security approvals and can make dangerous the product. MACROLUX declines any responsibilities for modified product. For the lamp cleaning, please do not use alcoholic solvent and do not plug into water decorations. Replacement of bulbs must be done with type and power as specified in the instructions.

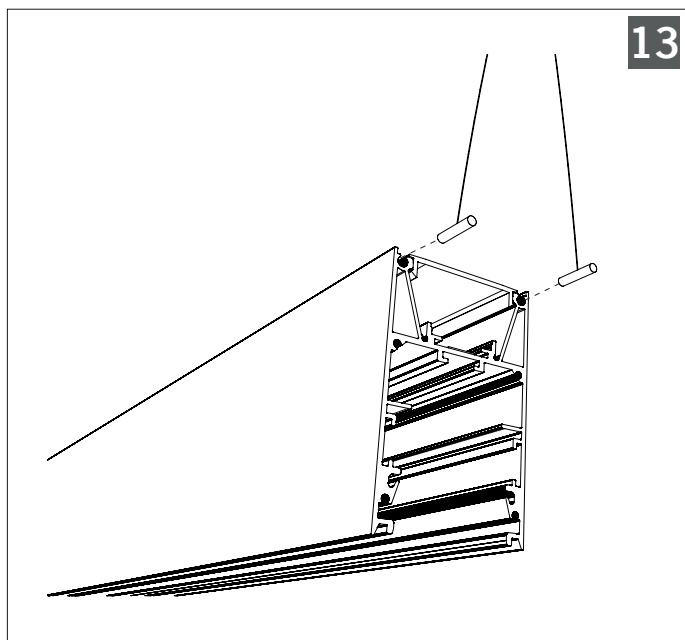
**F** La MACROLUX garantit l'appareil seulement si son usage est realise' en conformite' avec les presentes instruction qui seront conserves. Il est conseille que l'installation de l'appareil soit realise par un professionnel. Avant d'effectuer toute operation su l'appareil, son alimentation doit être debranché. L'appareil doit pas être modifié. Tout modifications annule les approbations normatives et peut rendre l'appareil dangereux. La MACROLUX d'cline toute responsabilite en cas de modification des produits. Pour le nettoyage de l'appareil, ne pas employer des solvants à base d'alcool. Ne pas mouiller les vetements decoratifs. Tout changement d'ampoule respectera le type et la puissance indiques dans le descriptif technique.

**D** Die Fa. MACROLUX garantiert für die Leuchten nur bei Beachtung dieser Montageanleitungen, die aufbewahrt werden sollte. Es wird empfohlen, die Leuchte nur von Personen mit den nötigen Fachkenntnissen montieren zu lassen. Vor jeder Operation an der Leuchte, die Stromversorgung herausziehen. Die Leuchte darf nicht anderweitig als in der beschriebenen Art modifiziert werden. Bei jeder anderen Veränderung verliert die Garantie ihre Gültigkeit, das Produkt kann dann ein Gefahrenpotential darstellen. Die Fa. MACROLUX lehnt bei modifizierten Produkten die Haftung ab. Keine alkoholhaltige Reinigungsmittel verwenden, Dekorationen nicht ins Wasser tauchen. Die Glühbirne darf nur gegen eine gleiche Typs und gleichen Stärke ausgewechselt werden.

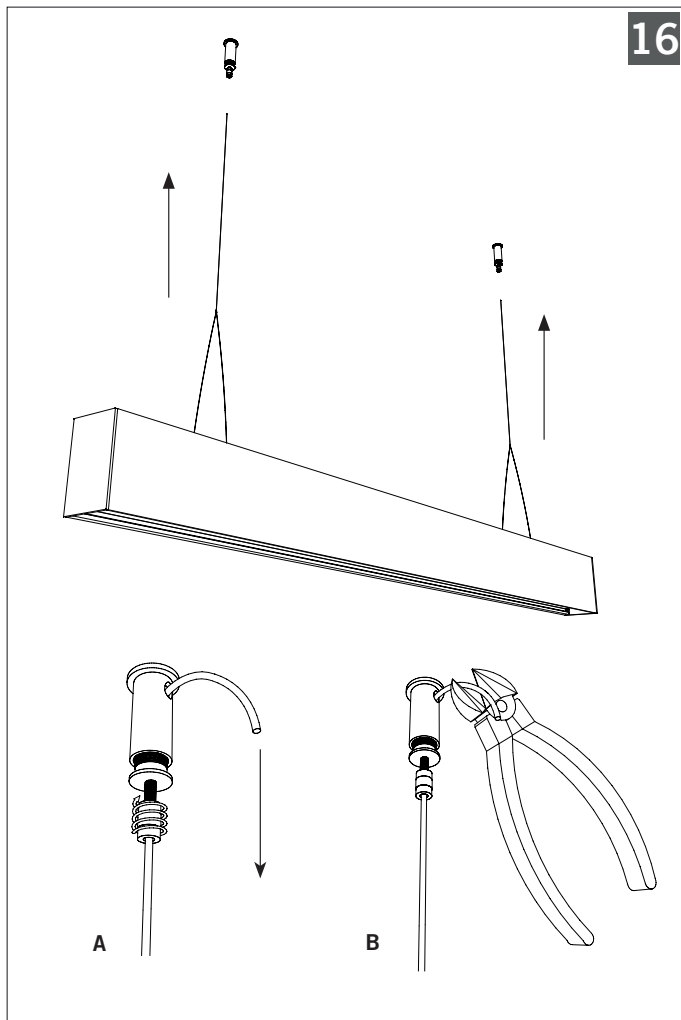
**S** MACROLUX garantiza el aparato solo cuando se hace uso del mismo de acuerdo con las instrucciones que se adjuntan. Se aconseja la instalación del aparato por parte de personal cualificado. Antes de efectuar cualquier manipulación a la lámpara desconectar de la corriente eléctrica. El producto no debe ser modificado. La introducción de cualquier modificación, anula las medidas de seguridad que lleva incorporadas y podría convertirlo en un objeto peligroso. MACROLUX declina toda responsabilidad sobre los productos modificados. No deben usarse limpiadores a base de alcoholes o disolventes y tampoco deben sumergirse en agua los detalles decorativos de las lámparas. La eventual sustitución de la bombilla debe efectuarse por una del mismo tipo y de potencia máxima indicada en las instrucciones.



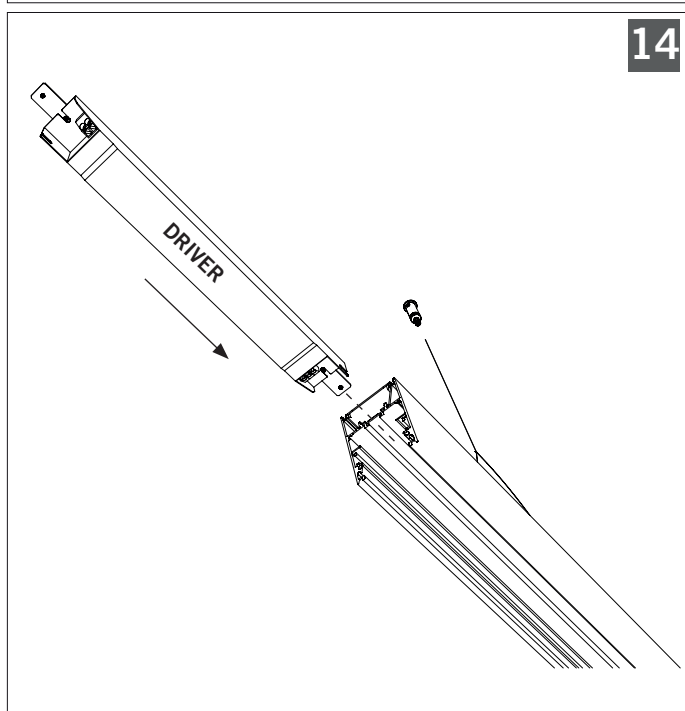




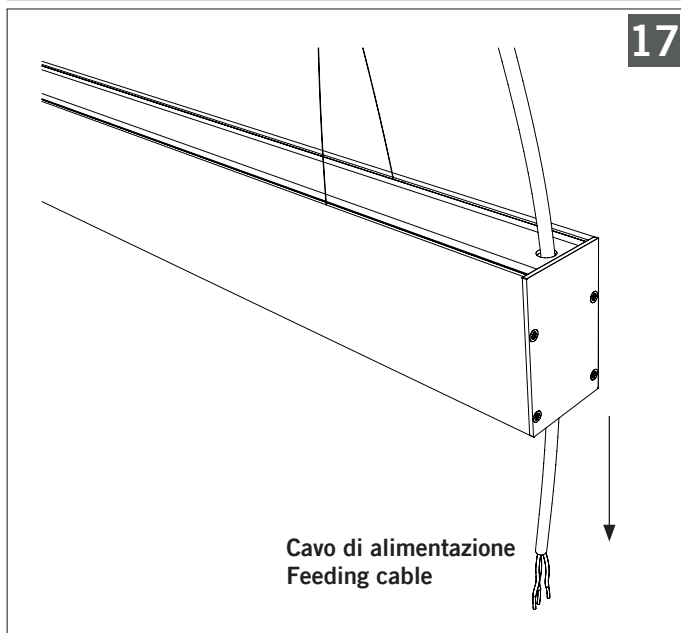
13



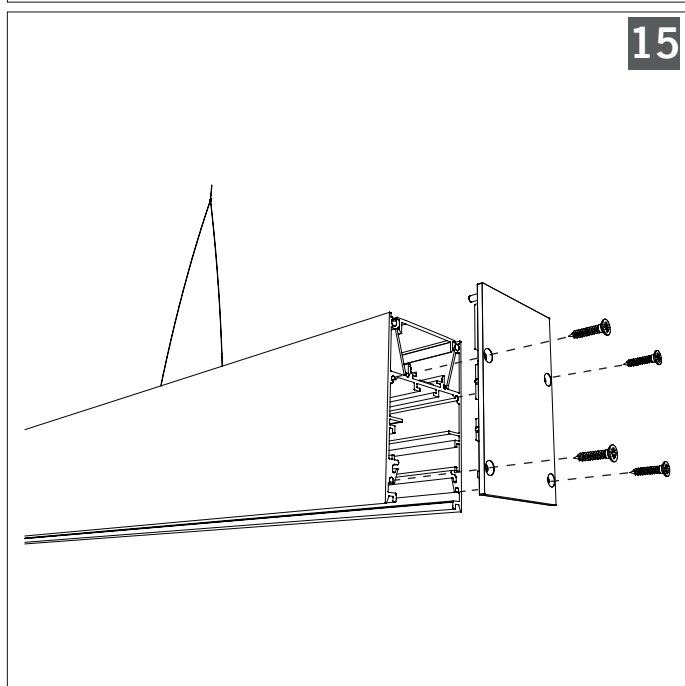
16



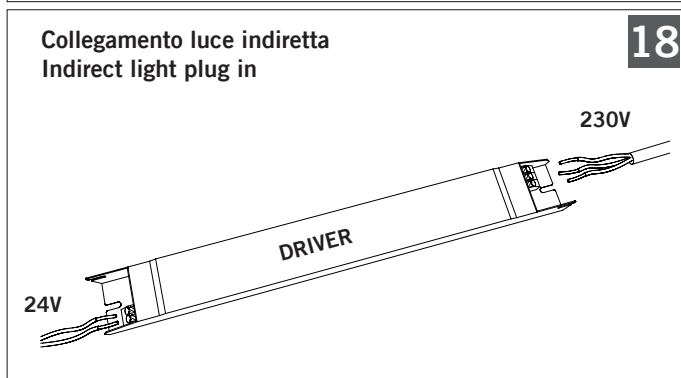
14



17

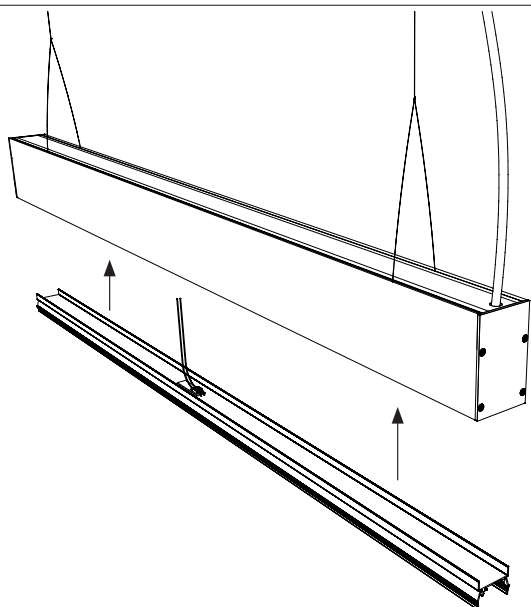


15



18

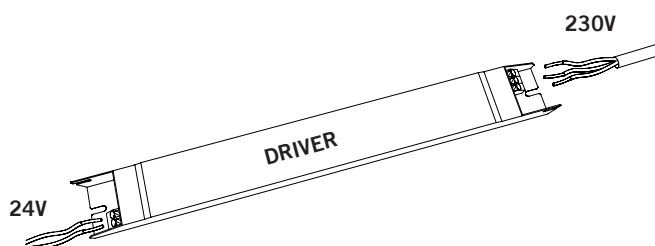
19



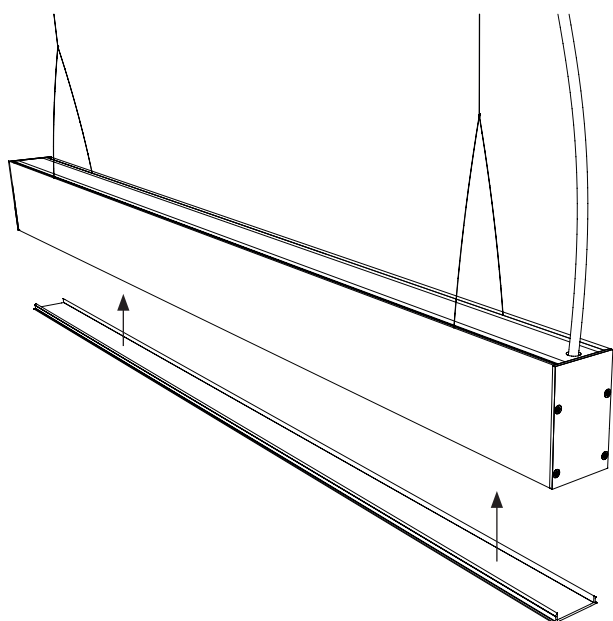
Inserire il kit MKT\_45 dal basso, assicurarsi di premere a fondo  
Insert the MKT\_45 kit from the bottom, make sure to press it fully

20

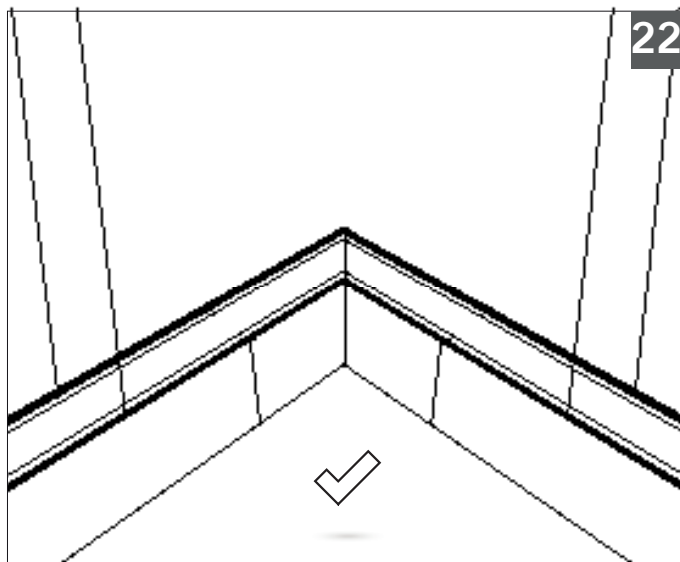
Collegamento kit LED luce diretta  
Direct light kit LED plug in



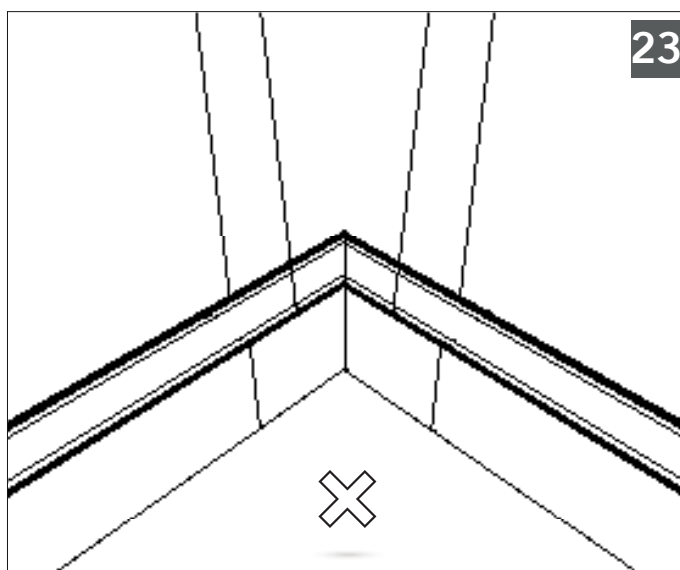
21



22



23



#### ATTENZIONE:

In presenza di angoli saldati installare i kit di sospensione nella parte lineare del profilo, NON nell'angolo.

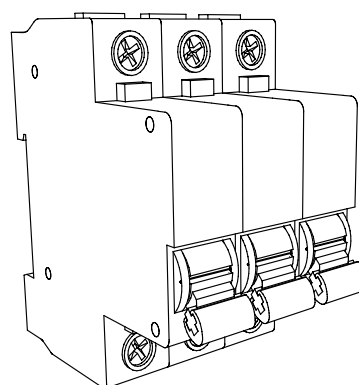
Installare prima i cavi di sospensione a soffitto, poi installare i profili sui cavi di sospensione.

#### ATTENTION:

In the presence of welded corners, install the suspension kits in the linear part of the profile, NOT in the corner.

Install the ceiling suspension cables first, then install the profiles on the suspension cables.

24




ON

OFF

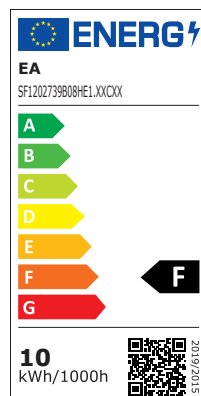
# LED for STRIP LED

## Energy Label

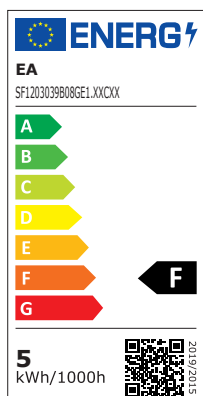
LED 2700°K 9,6W/m 24v CRI>90



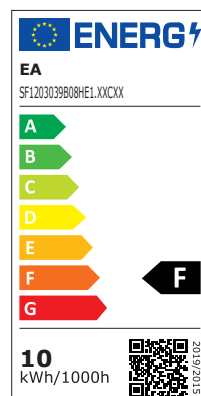
LED 2700°K 19,6W/m 24v CRI>90



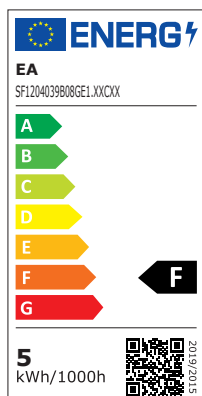
LED 3000°K 9,6W/m 24v CRI>90



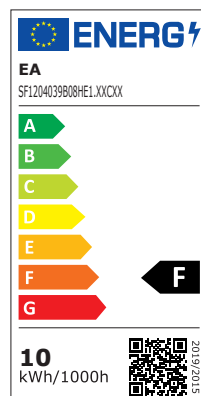
LED 3000°K 19,6W/m 24v CRI>90



LED 4000°K 9,6W/m 24v CRI>90



LED 4000°K 19,6W/m 24v CRI>90



**MACROLUX**

MACROLUX S.r.l. 31020 San Vendemiano Treviso - Italia Via Padania, 67/69 t. +39 0438 470773 p. iva 03547130264 macrolux@macrolux.net www.macrolux.it